








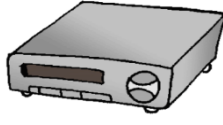


Overview	
Music	
<p>-In <u>Music</u>, we learn to be creative with sounds, using our imaginations to show feelings and ideas.</p> <p>-Music is about putting sounds together to create <u>melodies, rhythms and harmonies</u>.</p> <p>- Music can be made using vocal (our voices) and instrumental (using instruments) sounds.</p> <p>In <u>EYFS</u>, early Music is found in the 'Expressive Arts and Design' and 'Understanding the World' learning areas.</p>	

Exploring and Using Media and Materials (a part of 'Expressive Arts and Design')		
	Familiar Songs Sub-Area: Exploring and Using Media and Materials	<p><u>Familiar songs</u> are songs we <u>know well</u>. They include:</p> <p>Nursery Rhymes Happy Birthday Song Hymns Christmas Carols Theme Tunes Simple Pop Songs</p>
	Instruments Sub-Area: Exploring and Using Media and Materials	<p><u>Musical instruments</u> are objects that are used to make <u>music</u>. Musical instruments can be made out of many objects, e.g. spoons, pans, tumblers and boxes.</p> <p>Drums Xylophone Maracas Triangle Symbols Tambourine Guitar Piano Keyboard Harp Violin Recorder Harmonica Bell Trumpet</p> <p>Try to identify these instruments in music that you hear.</p>
	Using Basic Instruments Sub-Area: Exploring and Using Media and Materials	<p>We should know how to hold/use different instruments correctly (e.g. percussion instruments/ xylophone).</p> <p>Using basic instruments, we can explore by:</p> <ul style="list-style-type: none"> Investigating the different sounds they make; Playing along to the beat of music; Tapping out simple rhythms; Changing the tempo (slow/fast), volume (loud/quiet) and pitch (high/low).

Being Imaginative (a part of 'Expressive Arts and Design')		Key Vocabulary	
<p><u>Imagination</u></p> <p>-Using your imagination is about having new ideas!</p> <p>-When using our imaginations, we create music that we find fun, new and interesting. We can also show emotions (how we feel). We can create music to copy familiar sounds and make new sounds.</p>			
<p><u>Singing</u></p> <p>-Singing <u>uses</u> our voices to make music.</p> <p>-When singing, we can change the <u>pitch (high/low)</u> of our voice. We can also change the <u>volume (loud quiet)</u> of our voice. We can create our own songs and tunes using the above (and sometimes <u>rhyming</u>).</p>			
<p><u>Dancing and Moving</u></p> <p>-When we dance, we <u>use our bodies</u> to <u>move to the sound of music</u>.</p> <p>-We can move some parts of our bodies to create sounds along to the beat, for example <u>stamping our feet</u> and <u>clapping our hands</u>.</p> <p>-We can repeat some movements in a pattern, in order to create <u>dance sequences</u>. We can also dance to show emotions and copy movements.</p>			
			Music
			Pulse/Beat
		Voice	
		Instrument	
		Rhythm	
		Singing	
		Dancing	
		Recording	
		Pitch	
		Volume	
		Tempo	

Technology (a part of 'Understanding the World')		
	Performing	-Performing devices help us to perform and <u>create music</u> . Examples include microphones, speakers, and computer/tablet applications.
	Recording	-Recording devices <u>capture the sounds</u> that we make, which can then be played back. Examples include voice recorders and phone/video recorders.
	Playback	-Playback devices allow us to <u>hear music after it is played</u> . Examples include CD and DVD players, computers, televisions and smart phones/ tablets.

Basic Dance Movements

Clap 	Sway 	Crouch Down 	Stretch Up 	Click 	Spin 	March 	Creep 
--	--	---	--	---	--	---	---